

**Name:** Shanaaz Hajaree  
**Student No:** 62891278  
**Unique No:** 793044  
**Group No:** 89T

**Assignment 5:**  
**Multiple teaching and learning strategies to mediate learning.**



# Contents

1. Introduction
2. Learners from low income backgrounds
3. Learners from different ethnic or cultural backgrounds
4. Linguistic challenged backgrounds
5. High ability learners and or hyperactive learners
6. Learners with diverse talents
7. Learners with disabilities and learning disabilities
8. Conclusion
9. References


# Introduction

Unity in diversity . We may come from different walks of life. We may speak different languages, look different to each other, follow various cultures but at the end of the day one common factor brings us all together....We are all HUMAN! And all humans have basic human rights. One of which is the right to a good Education. In the presentation to follow, I hope to enlighten you on the factors effecting most classrooms today, but also providing possible solutions in providing equal educational opportunities for learners from diverse backgrounds.



# Learners from low income backgrounds

- Learners from low income backgrounds want consistency in their lives. Hence a teacher should create an environment where they feel safe and secure, and can be sure that things will always be the same. Listening to them. They require someone that they can build a trusting relationship with.
- The teacher should provide access to various multimedia that they otherwise couldn't afford. An example would be access to computers, books, magazines, newspapers etc.
- Building a vocabulary with them. Most learners from low income backgrounds may not be exposed to a language rich environment as compared to those learners from middle and upper class backgrounds.
- The teacher should make it clear that he/she values all students based on character and not their worldly possessions



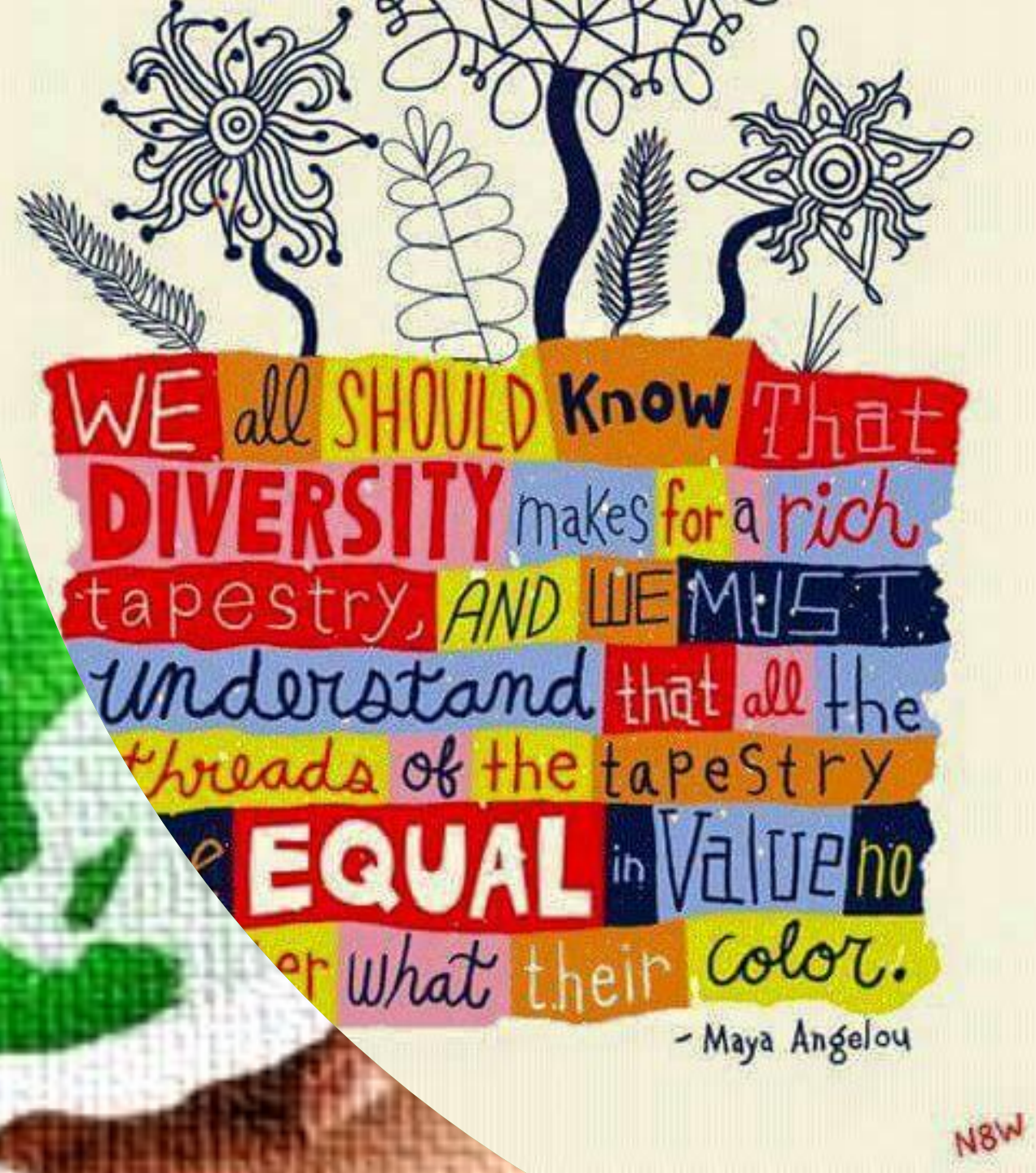
# Learners from different ethnic or cultural backgrounds

- Crafting the right environment. Add bright, colorful posters and pictures around the classroom. Use this as an opportunity to display different cultures in a new light. Include a large Map of the world and have the learners pin the areas on the map of where their ancestors immigrated from. Build up vocabulary by hanging up various words and phrases. For example, **As Salaamu Alaikum – A greeting in Arabic, meaning peace be upon you.**
- Thematic learning and Project based learning. Having a weekly theme, for example a theme based on multicultural role model – Malala Yousafzai. Grouping the learners in small groups and asking them to discuss their cultures and what makes them unique. This will help them respect and embrace their culture.
- Creating a cultural role play area and media center. The teacher should set aside an area where a learner can go to explore the different cultures with use of culturally appropriate props and literature. They should also provide access to various forms of media, such as audio tape, video, and literature.



# Linguistic challenged backgrounds

- Creating the right environment, again is very important. Living in South Africa majority language spoken is Zulu. This makes it difficult for the learner since majority of language instruction in the classroom is done in English.
- The teacher should label areas in the classroom in the learners native tongue with the English equivalent.
- Keep familiar folk tales and nursery rhymes in both the native tongue and English.
- Peer tutoring, If you are lucky enough to have learners in your classroom that are proficient in both languages pair them with the less able learners. This will help the learner not only learn the language but foster a sense of cultural appreciation and respect for both the learners.





# High ability learners and or hyperactive learners

- The teacher should establish a set of rules and a classroom routine. This will not only help a the hyperactive learner stay on task but can assist the other learners in keeping up a routine as well
- Reduce potential distractions. Hyperactive or high ability learners tend to be distracted easily. Seat these learners in an area that has minimal to no distraction. Use positive peer models. Encourage the student to sit near positive role models to ease the distractions.
- Allow for movement. Such learners tend to get restless and fidgety. Allow for movement in the classroom. Give them small menial tasks to do. For example, clean the blackboard, or to run an errand for you.
- Establishing a positive relationship and providing regular positive feedback.
- Encourage hands on learning. Hyperactive learners lose interest quickly. Set tasks or have a set area that allows them to be creative or deconstruct and rebuild items such as the human skeletal system for example.



# Learners with diverse talents

- As teachers we need to understand not all learners will learn the same way. What may work for one learner may not necessarily work for another. That is why a teacher should be able to make use of more than one method of teaching. An example of this a learner may learn better via audio visuals than via written work.
- The Internet has vast potential to enable learners to study in ways that make use of their talents. Various programmes are now available and when used in conjunction with the teachers lesson can be most beneficial to the learners.
- When designing lessons and preparing material take into account the various learners and how you would encourage self assessments and analysis.
- By making use of the variety of instructional arrangements that are available



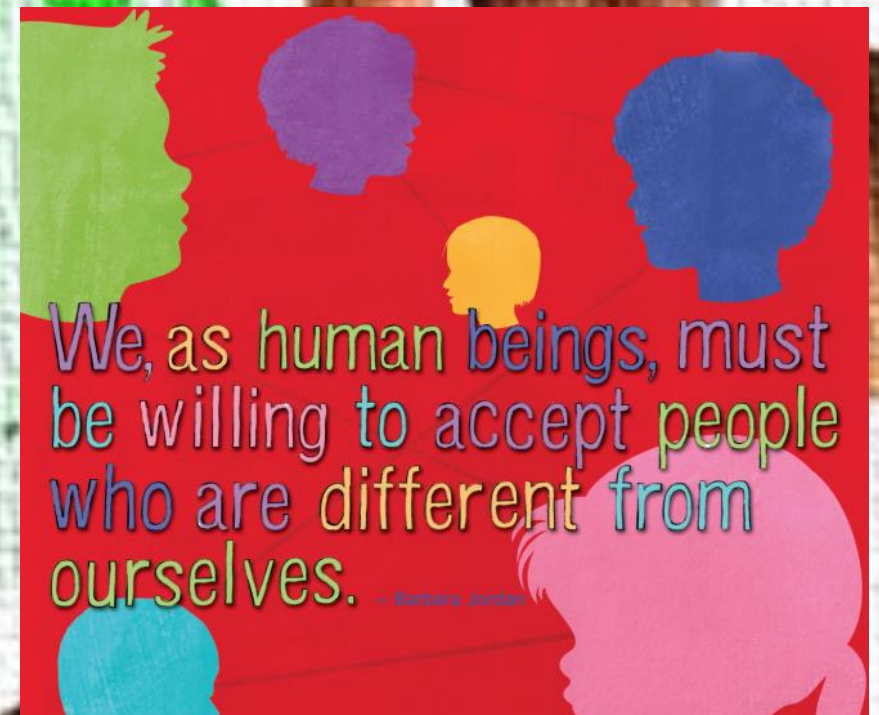
# Learners with disabilities and learning disabilities

- A teacher should have the knowledge and skill to adapt the curriculum and instructional medium to meet an individual learner's needs. For example, a learner who is dyslexic may have difficulty recalling known words, or may have difficulty with written language etc. The teacher should look at other methods of teaching, such as audio books, using books with large print and large spaces in between and the use of multi-sensory teaching methods etc.
- In order to maintain an inclusive classroom environment a teacher is required to have knowledge of the physical impairment of the learner. This will then assist the teacher in making the necessary changes to accommodate the learner.



# Conclusion

The teacher no longer plays just the instructional role in the classroom, times have evolved and so have teachers. Teachers in today's age are required to have certain skill sets and be adaptable to any situation. We have been granted the opportunity to live in an age that is so rich in multi-cultural and diversity and it is up to us to ensure that is carried through in our lessons and our classroom environment. It is up to the teacher to ensure fair and equal education to all.



# References

- Fredericks A.D (2005) The Complete Idiot's Guide to Success as a Teacher (Excerpt)

Accessed from: <https://www.teachervision.com/special-needs/teaching-students-special-needs> on 13/04/2018

- Torreno S (2015) Special Instruction: Classroom Strategies for Teaching Physically Disabled Students

Accessed from: <https://www.brighthubeducation.com/special-ed-physical-disabilities/51778-teaching-strategies-for-students-with-physical-disabilities> on 13/04/2018

- Johnson B (2011) How to Support Gifted Students in Your Classroom

Accessed from: <https://www.edutopia.org/blog/gifted-students-strategies-ben-johnson> on 12/04/2018

- Degarcia (2011) Children with Special Needs / Struggling Learners

Accessed from :<https://mathteachingstrategies.wordpress.com/2009/04/13/children-with-special-needs-struggling-learners/> on 13/04/2018

- Author Unknown - Respect diverse talents and ways of learning

Accessed from:

[http://wikieducator.org/User:Vtaylor/CIS2/Spring\\_2009/Seven\\_Principles\\_for\\_Good\\_Practice/7.\\_Respect\\_diverse\\_talents\\_and\\_ways\\_of\\_learning](http://wikieducator.org/User:Vtaylor/CIS2/Spring_2009/Seven_Principles_for_Good_Practice/7._Respect_diverse_talents_and_ways_of_learning) 13/04/2018

- U.S. Department of Education (2008) Teaching Children With Attention Deficit Hyperactivity Disorder: Instructional Strategies and Practices

Accessed from: <https://www2.ed.gov/rschstat/research/pubs/adhd/adhd-teaching.html> 12/04/2018

Kieffer C (2013) Teaching strategies can reach low-income students

Accessed from: [http://www.djournal.com/news/education/teaching-strategies-can-reach-low-income-students/article\\_0b16dc1a-37cd-57c7-8aea-0903e298e70c.html](http://www.djournal.com/news/education/teaching-strategies-can-reach-low-income-students/article_0b16dc1a-37cd-57c7-8aea-0903e298e70c.html)  
12/04/2018