

Assign 6 Guidelines.

What to do before you start shooting a video.

1. Go to www.google.co.za and type any of the following keywords or phrases to locate hits that will help you to compile a meaningful poem/song.
 - How to compose a song
 - How to compose a poem
 - What is the structure of a poem
 - What is the structure of a song.
2. A list of hits will appear. Choose the ones that have clear guidelines as to how a song/poem can be composed. Follow instructions and begin to write your poem. Adhere to the instructions given in the assignment. Here they are:
 - Compose a poem/song appropriate for the learners you plan to teach (Any Grade)
 - The poem/song can be written in any language but translated in English
 - Your song must have an appropriate message for learners to enjoy it
 - Record the poem/song and publish it on U-Tube
 - Create a link where to find it and listen to the poem/song
 - The poem/song **should be 5 minutes long.**

Please note that You have to submit the written song/poem on the Assignment 6 upload bay. Your song/poem should have a link or URL of the song/poem that you published on YouTube.

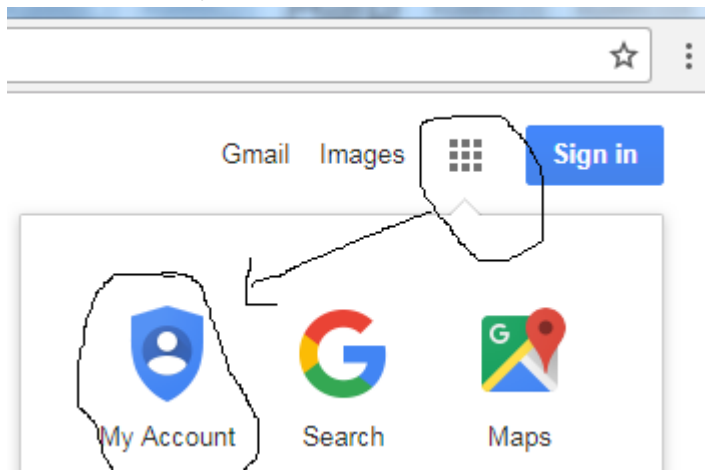
How to shoot and transfer a Video.

1. Use your digital camera or your phone to shoot your video. You are the one who has to sing the song or recite the poem, NOT your learners or someone else.
2. Give your video clip a meaningful file name (e.g. Big Brother). Note that the name of your song/poem should be linked to the theme of your poem.
3. Transfer your video clip to your laptop/desktop computer by using a USB cable/ Bluetooth technology.
4. Note the storage area in your laptop/desktop computer (e.g. Documents or desktop)


How to upload a video clip to YouTube.

1. Create a Google Account by following the steps below if you don't have one:

- www.google.co.za
- Home page will open. Now click on Google Apps (Circled in black below). Then click on My Account/



- Now Choose Create Your Google Account. See Screenshot below.



- Fill in your Personal Information in this area and click on Next Step. The wizard will guide you throughout until your account is created. Please do not forget your password and username. See Screen shot below

Google Account

Name

First Last

Choose your username

@gmail.com

[I prefer to use my current email address](#)

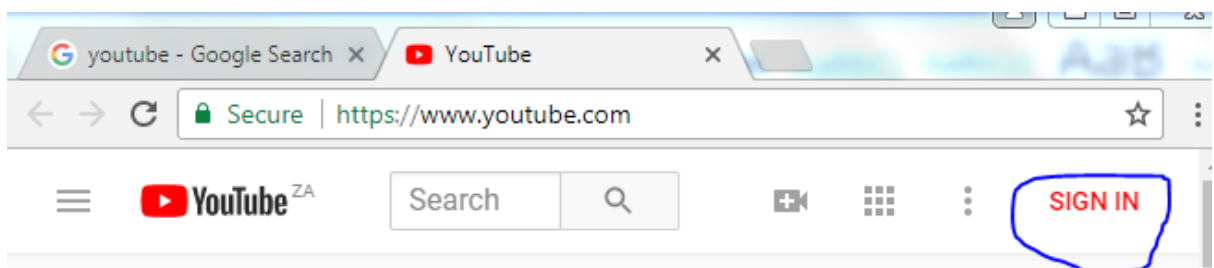
Create a password

Confirm your password

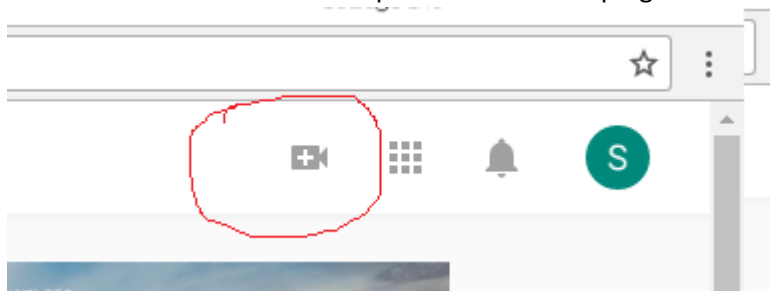
Birthday

Month Day Year

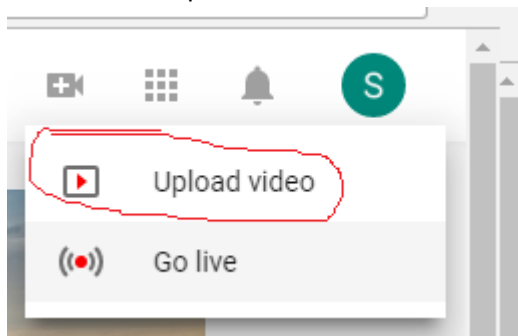
2. Now Go to YouTube Homepage with this address: <https://www.youtube.com>
3. Now click on "SIGN IN" on the top right corner of the Homepage. (See the screenshot below)




4. Use your Google Account username and password to sign in.
5. Now click on Create a video or post icon on the top right corner of your screen.



6. Now Click on Upload video.

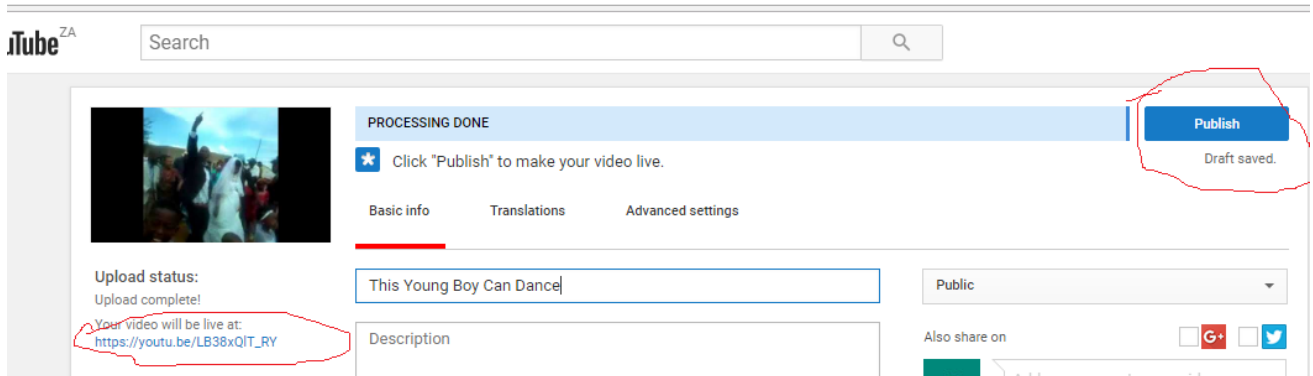


7. Click on the link similar to the one below:



8. Locate your video (Documents or desktop) and click open. Now your video will be uploaded.

9. Now click on Publish. Copy a link (URL) of your song and paste it at the end of the document where you wrote your song or poem. See the screenshot below



10. Now upload your file (Assignment 6 written which has the URL of your song at the bottom) to myUNISA on the Assignment 6 upload bay.

For example;

Assignment 6

Title of the song/poem

Twinkle, Twinkle little star

...

... etc

https://youtu.be/LB38xQIT_RY or The name of the video that appears in the box just below the red progress line.