

Tutorial letter 101/3/2018

Public Economics

ECS3704

Semesters 1 & 2

Department of Economics

IMPORTANT INFORMATION:

This tutorial letter contains important information
about your module.

BAR CODE

CONTENTS

1	Introduction and welcome.....	4
1.1	Tutorial material	4
2	Purpose of and outcomes for the module.....	5
2.1	Purpose	5
2.2	Outcomes	5
3	Lecturer and contact details	5
3.1	Lecturers.....	5
3.2	University	6
4	MODULE RELATED RESOURCES	6
4.1	Prescribed books	6
4.2	Recommended books	6
4.3	Study guide.....	7
5	Student support services for the module.....	7
5.1	Contact with fellow students: Study groups	8
5.2	myUnisa.....	8
5.3	Discussion classes (forums)	8
5.4	Tutorial support programme	8
6	Module specific study plan	8
6.1	Assignments and learning.....	8
6.2	General remarks	9
6.3	Feedback on assignments	9
6.4	Learning strategy and proposed study programme	9
7	Assessment.....	14
7.1	Assessment plan	14
7.1.1	Assessment of assignments	14
7.1.2	Assessment of examination	14
7.1.3	Alternative assessment to assist students who qualify for final year concessions	15
7.2	General assignment numbers	16
7.2.1	Unique assignment numbers	16
7.2.2	Due dates of assignments.....	16
7.3	Assignments	16
7.3.1	FIRST SEMESTER ASSIGNMENTS	17
	Rubric Name: Essay Assignment Rubric	17
7.3.2	SECOND SEMESTER ASSIGNMENTS	21

Rubric Name: Essay Assignment Rubric	21
7.3.3 ADDITIONAL WRITTEN ASSIGNMENT 03 FOR SEMESTER 1 AND SEMESTER 2	25
8 Examinations	25
8.1 Examination period	25
8.2 Examination paper	25
8.3 Previous examination papers	26
8.4 Tutorial letter with information on the examination	26
9 Other assessment methods	26
10 Frequently asked questions.....	26

1 INTRODUCTION AND WELCOME

Dear Student

We are pleased to welcome you to this Public Economics module and hope that you will find it both interesting and rewarding. We shall do our best to make your study of this module successful. You will be well on your way to success if you start studying early in the semester and resolve to do the assignments properly.

You will receive a number of tutorial letters during the semester. A tutorial letter is our way of communicating with you about teaching, learning and assessment.

1.1 Tutorial material

The Department of Despatch should supply you with the following study material for this module soon after registration:

- Tutorial Letter 101
- Tutorial Letter 201
- The Study Guide

Some of this tutorial material may not be available when you register. Tutorial material not available will be posted to you as soon as possible. It will also be available on *myUnisa*.

If you have access to the internet, you can view and download the study guide and tutorial letters for the modules for which you are registered on the university's online campus, *myUnisa*, (under official study material folder) at <http://my.unisa.ac.za>. Please note that you must be registered on *myUnisa* to be able to submit assignments, to have access to the library functions, download study material, "chat" to your lecturers or fellow students and participate in online discussion forums and get access to all sorts of learning resources.

This Tutorial Letter 101 contains important information about the scheme of work, resources and assignments for this module. We urge you to read it carefully and to keep it at hand when working through the study material, preparing the assignment(s), preparing for the examination and addressing questions to your lecturers.

You will also find the assignments, assessment criteria as well as instructions on the preparation and submission of the assignments. This tutorial letter also provides all the information you need with regard to the prescribed study material and other resources and how to obtain it. Please study this information carefully and make sure that you obtain the prescribed material as soon as possible.

We have also included certain general and administrative information about this module. Please study this section of the tutorial letter carefully.

Right from the start we would like to point out that you must read all the tutorial letters you receive during the semester immediately and carefully, as they always contain important and, sometimes, urgent information.

We hope that you will enjoy this module and wish you all the best!

2 PURPOSE OF AND OUTCOMES FOR THE MODULE

2.1 Purpose

This module will enable students to analyse public finance issues and policy within the context of the South African economy and other developing countries. Students will be able to describe, evaluate and advise on the role of government, its expenditures and tax revenue sources as well as intergovernmental fiscal relations.

2.2 Outcomes

The main outcomes of this module are the following:

- To explain and critically analyse the role for government in a market economy.
- To analyse problems associated with public choice, public expenditure and the growth of the share of government in the economy.
- To explain and evaluate tax efficiency and equity, and apply these criteria to specific taxes.
- To explain the role of government in the alleviation of poverty and analyse the economic effects of income transfers and price subsidies.
- To critically argue the case for specific fiscal powers at different levels of government and evaluate different types of intergovernmental grants.

More detailed module outcomes can be found at the beginning of each study unit in the study guide.

3 LECTURER AND CONTACT DETAILS

3.1 Lecturers

We, the lecturers who are responsible for this module, are available to assist you with any enquiries concerning the prescribed content. You may contact us as follows:

LECTURER'S NAME	E-mail ADDRESS	TEL
Prof Z Robinson	robinz@unisa.ac.za	012 433-4608
Prof T van der Merwe	Vdmert@unisa.ac.za	012 429 4094

The Department of Economics is located at the following address:

Club One Building
Corner Dely Road and Pinaster Avenue
Hazelwood
Pretoria

All queries that are not of a purely administrative nature **but are about the content of this module** should be directed to us. Please have your study material with you when you contact us. The lecturer for this module will be available to take phone calls on academic matters and/or to attend to students who may prefer to visit personally for academic engagement. However, the days and times of lecturer's availability

will be communicated in the module page on myUnisa. These days and times are subject to change from time to time in order to accommodate the lecturer's work schedule and other commitments. The changes on the days and times will be communicated by the lecturer in advance through the announcement option on myUnisa as and when this happens. Students are advised to check the module page on myUnisa before making phone calls or visiting the lecturer's office for academic enquiries/engagements.

3.2 University

If you need to contact the University about matters not related to the content of this module, please consult the publication: *my Studies @ Unisa* which you received with your study material. This brochure contains information on how to contact the university (e.g. to whom you can write for different queries, important sms, telephone and fax numbers, addresses and details of the times certain facilities are open).

Always have your student number at hand when you contact the university.

Please note that all administrative enquiries should be directed to the correct departments.

4 MODULE RELATED RESOURCES

4.1 Prescribed books

Your prescribed textbook for this module for this year is:

Black, P, Calitz, E and Steenekamp, TJ. 2015. *Public economics*. 6th edition. Oxford University Press: Cape Town

Note:

Unisa employees made contributions to the prescribed textbook. In terms of the Unisa Code of Ethics and Conduct, the ethical implications of prescribing this book were considered by the College Tuition Committee and approved as such.

Important: The study guide is based on the 6th edition and so are the formative and summative assessments. It is thus crucial for your studies and success that you obtain the 6th edition.

Please refer to the list of official booksellers and their addresses listed in the *my Studies @ Unisa* brochure.

Prescribed books can be obtained from the University's official booksellers. If you have difficulty in locating your book at these booksellers, please contact the Prescribed Book Section at telephone 012 429-4152 or e-mail vospresc@unisa.ac.za

4.2 Recommended books

There are no recommended books for this module.

4.3 Study guide

The Study Guide was developed as part and parcel of ECS3704 as an online course. On the myUnisa site you will notice that we use a number of tools to facilitate your learning including learning units, announcements, official study material, additional resources, discussion forums, assignments and schedule. The Study Guide is a combination of the learning (study) units. While the printed material may appear slightly different from the online study materials (the formats differ), the contents are exactly the same and have been copied from the online myUnisa website.

HOW THE ECS3704 STUDY GUIDE (MO001 or learning units on the myUnisa site) RELATE TO THE 6TH EDITION OF THE PRESCRIBED BOOK

Study guide	Textbook
Learning (study) unit	Chapter
1	2
2	3
3	5
4	6
5	7
6	8
7	8 & 9
8	11
9	12
10	13
11	18

Further important information about the study guide is as follows:

In general, the materials online introduces and directs you to the sections of the textbook that you must study. In some cases, the materials online also **adds further information that you require for the examination**. It is **important to study such information** in addition to the textbook references. Some *important examples* of this are as follows:

- Learning unit 2 (the benchmark model)
- Learning unit 4 (amplifying the Bergson criterion, specifically in respect of his 'cardinal' (measurable) or additive social welfare function).

5 STUDENT SUPPORT SERVICES FOR THE MODULE

For information on the various student support systems and services available at Unisa (e.g. student counselling, tutorial support programme and classes, language support), please consult the publication *my Studies @ Unisa* that you received with your study material.

5.1 Contact with fellow students: Study groups

It is advisable to have contact with fellow students. One way to do this is to form study groups. You can get the names of other students in your area for the same modules by contacting the Department of Student Admission and Registration. For further information, please consult the *my Studies @ Unisa* brochure.

5.2 myUnisa

If you have access to a computer that is linked to the internet, you can quickly access resources and information at the university. The myUnisa learning management system is Unisa's online campus that will help you to communicate with your lecturers, with other students and with the administrative departments of Unisa – all through the computer and the internet.

To go to the myUnisa website, start at the main Unisa website, <http://www.unisa.ac.za>, and then click on the "Login to myUnisa" link on the right-hand side of the screen. This should take you to the myUnisa website. You can also go there directly by typing in <http://my.unisa.ac.za>.

Please consult the *my Studies @ Unisa* brochure.

5.3 Discussion classes (forums)

Online discussion forums will be held.

5.4 Tutorial support programme

Unisa offers tutor services for students as additional academic support at the various Unisa regional learning centres throughout the country.

A tutorial is an organised session where students and tutor(s) meet regularly at a common venue and at scheduled times to discuss course material. The main purpose of the tutorial services is to facilitate student learning by developing the student's independent learning skills and assisting students to become motivated and independent learners. Tutorials help the students to develop and enhance their learning experience and academic performance through interaction with the tutor and fellow students. Tutorials are not compulsory and willing students receive tutorial support at a nominal fee. **Interested students are advised to consult a learning centre closest to them to enrol for tutorials.** For further information on learning centres and tutorials consult the brochure *my Studies @ Unisa*.

Note that tutors are not necessarily available for all modules and/or at all learning centres. The Department of Economics has no means of providing you with any tutorial support if you did not follow the abovementioned steps. E-tutors are also appointed to assist online.

6 MODULE SPECIFIC STUDY PLAN

6.1 Assignments and learning

Assignments are seen as part of the learning material for this module. As you do the assignment, study the texts, consult other resources, discuss the work with fellow students or tutors or do research, you are actively engaged in learning. Looking at the assessment criteria given for this module, the three assignments will help you to understand what is required of you more clearly.

If you have access to the internet, you can view and download the study guides and tutorial letters for the modules for which you are registered on the university's online campus, *myUnisa*, (under official study material folder) at <http://my.unisa.ac.za>.

6.2 General remarks

Enquiries about assignments (e.g. whether or not the university has received your assignment or the date on which an assignment was returned to you) must be directed to the Directorate of Student Assessment Administration (DSAA) (also see section 3.2 above). You might also find information on *myUnisa*.

Use your *my Studies @ Unisa* brochure for general time management and planning skills.

6.3 Feedback on assignments

You will receive the correct answers automatically for multiple-choice questions (MCQ). We have made 15 of the MCQ questions from Assignment 2 available for you on *myUnisa*.

The benefit of doing the assignment online is that you will get the feedback immediately after you submit the assignment. The assessment counts towards your year mark.

You can do the assessment on your computer, mobile phone or tablet. If you choose to do it on your mobile phone or tablet make sure that your internet connection is stable (if you lose your connectivity, some of your answers might be lost if you don't save in time).

There are 15 MCQs in the self-assessment. Each question counts 2 marks therefore after you submit the assessment you will receive a mark out of 30 as well as your feedback.

Instructions for finding the assessment:

Step one:

Select the "self-assessment tab under the ECS3704 site on *myUnisa*"

Step two:

Select "Self-assessment Assignment 2"

Step three:

Select "Begin assessment"

Best of luck with your assessment!

Please let us know if you experience any technical difficulties.

6.4 Learning strategy and proposed study programme

The module is an academic approach to the role of government in the economy, from the perspective of the subject Economics. It provides the foundation of your understanding of the economic principles which should direct government involvement in a mixed economy. In general, the module's work is rather theoretical and 'technical', based mainly on applied micro-economics.

Some guidance on studying this module's work and for the examination is as follows:

- Revise 1st & 2nd year work where necessary, especially applicable microeconomics.
- *You cannot pass by trying to memorise and merely reproduce this module's information, especially the diagrams (graphs) and their explanations. **Understanding** underlying principles is crucial for success.*
- For your general understanding of the module, and how sections link together, also "read" Chapter 1 of the textbook, and all parts in the materials online not indicated as "study".
- Diagrams are **very important** 'tools of the trade' in this module. The following are often used:
 - Indifference curves/budget lines (2 consumers and/or 2 products on the axis)
 - Supply and demand curves (price and quantity on the axis)
- In the examination, diagrams usually count 5 marks (occasionally 4 or 6). Unless the question clearly states otherwise, an explanation of the diagram must also be provided to obtain full marks.
- **Many of the examination questions will require drawing a diagram, but not always.** Do **not** ignore sections without diagrams e.g. theories of government failure, principles of taxation, expenditure growth and intergovernmental finance.

Our experience is that many students are not sufficiently prepared for the examination, because they often start their studies far too late. **Please note that you must start your studies as soon as possible and work on a regular basis. If you fail to do this you have little chance of passing the examination.** This is one of the reasons why we have introduced the compulsory assignment. It is therefore of the utmost importance that you work on a regular basis from the start of the semester, since it is the only way in which you will be able to cover the syllabus in full and adequately. Experience has shown that students who work diligently and continuously have a far better chance of being successful and to obtain a good mark. **Do not start with your preparation for the examination a week or two before the examination, because your chances of passing are very slim.** In Public Economics you must understand the work and not just memorise it.

Approach each learning unit in the materials online as follows: First read the learning unit outcomes which will help you to focus on the important aspects and issues in that unit. Work through each section of the materials online together with the relevant chapter in the textbook. Remember that the materials online serves to assist you to work through the contents of the text book. Make notes or summaries as you go along. At the end of every section or at end of a study unit, work through the activities provided in the study guide.

You will see that the activities test your understanding of the content and provide examples of some of the different type of questions that can be examined. If you are not clear on certain concepts or theories, revise them before proceeding to the next study unit.

To help you to work on this module regularly and systematically, we provide a proposed study programme below (see section 7.4 of this tutorial letter). The proposed study programme is based on the assumption that first-semester students will commence their studies before or during the last week of January and second-semester students before or during the third week of July. In each semester the period from the last day of registration to the start of the examination consists of only 15 weeks. Hence, it is critical that you should start working as soon as possible and continue to work regularly and systematically throughout the semester.

PROPOSED STUDY PROGRAMME: FIRST SEMESTER

STUDY WEEK	Week starting	LEARNING UNIT
1	29 January	1
2	5 February	2
3	12 February	3
4	19 February	4
5	26 February	5 & 6
6	5 March	7
7	12 March	<p>Revise <i>learning/study unit 5.</i></p> <p><i>Information and guidelines for completing the written assignment are provided under Assignment 01 of this tutorial letter.</i></p> <p>Do compulsory assignment 01 and submit before closing date:</p> <p>16 March 2018</p>
8	19 March	8
9	26 March	9
10	2 April	<p>Revise <i>learning units 3,4,5 & 8.</i></p> <p>Complete and submit Assignment 02 using the “Self-Assessments” tool on myUnisa.</p> <p><i>You will have one opportunity to complete the assignment which will count 50% towards your semester mark.</i></p> <p><i>Information and guidelines for completing the online assignment are provided under Assignment 02 of this tutorial letter.</i></p> <p><i>Closing date: 6 April 2018.</i></p>
11	9 April	10
12	16 April	11
13	23 April	Prepare for examination

STUDY WEEK	Week starting	LEARNING UNIT
14+	30 April	Prepare for examination

PROPOSED STUDY PROGRAMME: SECOND SEMESTER

STUDY WEEK	Week starting	LEARNING UNIT
1	9 July	1
2	16 July	2
3	23 July	3
4	30 July	4
5	6 August	5 & 6
6	13 August	7
7	20 August	<p>Revise <i>learning unit 5.</i></p> <p><i>Information and guidelines for completing the written assignment are provided under Assignment 01 of this tutorial letter.</i></p> <p>Do compulsory assignment 01 and submit before closing date:</p> <p>24 August 2018</p>
8	27 August	8
9	3 September	9
10	10 September	10
11	17 September	11
12	24 September	<p>Revise <i>learning units 3,4,5 & 8.</i></p> <p>Complete and submit Assignment 02 using the “Self-Assessments” tool on myUnisa.</p> <p><i>You will have one opportunity to complete the assignment which will count 50% towards your semester mark.</i></p> <p><i>Information and guidelines for completing the online assignment are provided under Assignment 02 of this tutorial letter.</i></p> <p>Closing date: 28 September 2018.</p>
13	1 October	Prepare for examination

STUDY WEEK	Week starting	LEARNING UNIT
14+	8 October	Prepare for examination

7 ASSESSMENT

7.1 Assessment plan

Assessment will be done by the module leader and, where applicable, the module team and/or the examiners. The names of examiners will also be indicated on examination question papers.

7.1.1 Assessment of assignments

Assessment criteria used for the assignments are as follows: the multiple-choice questions in Assignments 01 and 02 will be marked electronically in accordance with mark-reading 'masters' provided to the Assignment section by the module leader. One mark will be awarded for each correct answer. No marks will be deducted for incorrect answers.

Note that both assignments are compulsory. The **first assignment will contribute 50%** to the semester mark, **second assignment 50%**.

Please note: Although students may work together when preparing assignments, each student must do and submit his or her own individual assignment. In other words, you must submit your own ideas. It is unacceptable for students to submit identical assignments on the basis that they worked together. That is copying (a form of plagiarism). Furthermore, you may be penalised or subjected to disciplinary proceedings by the university.

7.1.2 Assessment of examination

For general information and requirements as far as examinations are concerned, see the brochure *my Studies @ Unisa* which you received with your study material.

Please note that the applications for, and the administration of re-marks of examination scripts are handled solely by the Examinations department and not academic departments.

Examination admission

Please note that **submission of Assignment 01 is compulsory to gain admission to the examination**. The second assignment will contribute further to your semester ('year') and final marks.

How will this work in practice?

Semester mark

Your semester mark is based on your assignment marks. The first assignment contributes 50% and the second assignment 50%. In total the **assignments contribute 20%** to your final mark.

If an assignment is not submitted or submitted late (for whatever reason), zero marks are awarded for such assignment.

The examination mark

The percentage achieved in the examination is used in the calculation of your final mark. The **examination mark contributes 80%** to your final mark.

Final mark

The combined weight of the assignments will be 20% while the examination's weight is 80%.

Your final mark is calculated as follows:

Semester mark (out 100) x 20% + Examination mark (out 100) x 80%

For example:

Suppose your semester mark is 60% and you get 48% in the examination. Your final mark will be:

$$\begin{aligned} & (60 \times 20\%) + (48 \times 80\%) \\ &= (60 \times 0.20) + (48 \times 0.80) \\ &= 12 + 38.4 \\ &= 50.4\% \end{aligned}$$

7.1.3 Alternative assessment to assist students who qualify for final year concessions

MyStudies @ Unisa brochure contains important information on the Final Year Concession procedure to assist students with one or two modules outstanding.

The Department of Examination Administration (DEA) will inform all students who qualify for a final year (FI) concession per sms/email.

The Department of Economics will communicate the alternative assessment opportunity to all students in TL301 during the course of the semester. FI students also have to contact their lecturer once they have been informed by DEA that they have been identified. The lecturer will then communicate the details to you of the alternative assessment option.

Note that alternative methods of assessment are subject to stringent academic rules and processes and should certainly not be considered an easier option. Failure to meet the learning outcomes of the module, through the alternative method of assessment, will result in a fail and you will need to re-register for the outstanding module.

7.2 General assignment numbers

Assignments are numbered consecutively per module, starting from 01. In this module there are two assignments to be submitted per semester, namely 01 and 02.

7.2.1 Unique assignment numbers

In addition to the general assignment number (e.g. 01 or 02), each assignment must have its own unique assignment number (e.g. 102717). In this module assignments 01 and 02 consists of essay type questions and multiple-choice questions online.

7.2.2 Due dates of assignments

Please note that the due dates for the submission of assignments to Unisa are indicated in the proposed study programme as well.

SEMESTER 1: ASSIGNMENT SUBMISSION DATES

Assignment number	Unique number	Closing date	Contents of assignments	Type of assignment
01	808528	16 March 2018	Learning unit 5	Essay type
02	868144	6 April 2018	Learning units 3,4,5 & 8	Online Multiple-choice

SEMESTER 2: ASSIGNMENT SUBMISSION DATES

Assignment number	Unique number	Closing date	Contents of assignments	Type of assignment
01	887021	24 August 2018	Learning unit 5	Essay type
02	846382	28 September 2018	Learning units 3,4,5 & 8	Online Multiple-choice

7.3 Assignments

7.3.1 FIRST SEMESTER ASSIGNMENTS

SEMESTER 1
COMPULSORY ASSIGNMENT 01
DUE DATE: 16 March 2018
UNIQUE NUMBER: 808528

Assignment 01 is **COMPULSORY** and also makes a first contribution to your semester mark. **Remember:** To gain admission to the examination Assignment 01 must be submitted on or before the closing date.

Assignment 01 consists of one essay type question.

Breytenbach, Joubert and Rossouw (2016) explore the outcome of increasing fiscal resources and caution against a fiscal cliff, i.e. the fact that increasing government expenditure has become unsustainable. Discuss this viewpoint with the emphasis on the reasons for growth of government and thus the economic impact of rising government expenditure.

[20]

We allow a maximum amount of 300 words. You can submit your written assignment as a pdf or Word file on myUnisa, or you can submit a written or typed version on paper that is bound in an assignment cover supplied by Unisa. Make sure that your language usage is correct and that your assignment is clearly legible. Your marked assignment will be returned to you and the rubric below should serve as guide in doing the assignment.

Rubric Name: Essay Assignment Rubric

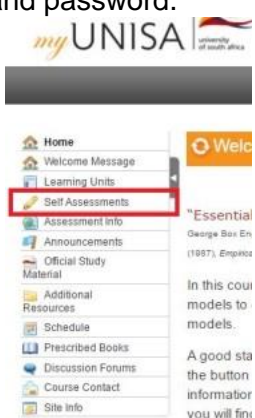
Criteria	Excellent 90 points	Good 60-80 points	Poor 50 points
Content/Information (60%)	The essay is objective and uses an in-depth analysis to address all of the issues referred to in the proposed topic. The information provided is relevant and pertinent to discuss these issues.	The essay is objective and for the most part addresses the main issues referred to in the proposed topic. The information provided is for the most part relevant and adequate to discuss these issues.	The essay is not sufficiently objective and does not fully address the issues referred in the proposed topic. The information provided is not relevant or inadequate to discuss these issues. The essay is for the most part off topic.
References and Use of References (10%)	All the references used are appropriate and	Most of the references used are appropriate	Most of the references used are not

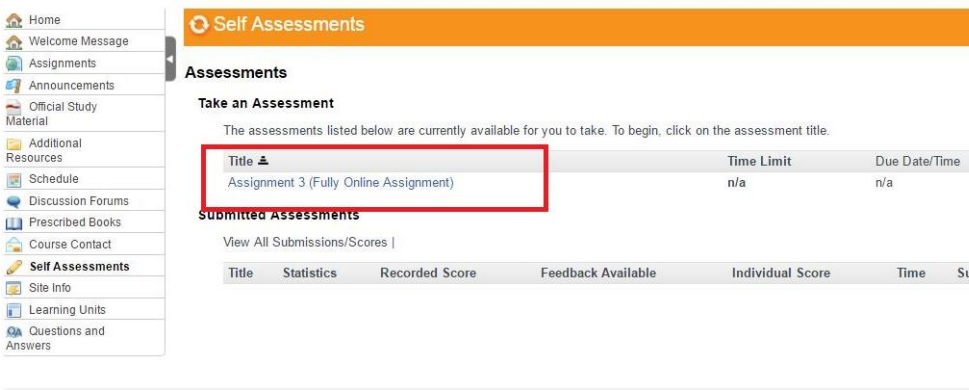
	are of good/scholarly quality. More than the minimum of scholarly resources are used and are all very effective.	and are of good/scholarly quality. The minimum of scholarly resources is used and are for the most part effective.	appropriate, and/or are not of good/scholarly quality and/or are not effectively used. The minimum of scholarly resources is not reached, and/or they are not used effectively in the essay.
Quality of Writing (15%)	The essay is well written from start to finish, without spelling, grammatical or English usage errors. The essay is well organized, clear and presents ideas in a coherent and logical way.	The essay is for the most part well written, without spelling, grammatical or English usage errors. The essay is for the most part well organized, clear and presents ideas in a coherent and logical way.	The essay is not well written, and contains numerous spelling errors, and/or grammatical errors and/or English usage errors. The essay is poorly organized, lacks clarity and/or does not present ideas in a coherent and logical way.
Format/Layout (10%)	The essay closely follows all the requirements related to format and layout.	The essay follows most of the requirements related to format and layout.	The essay does not follow the requirements related to format and layout.
Originality (5%)	Very good	Good	Poor
Overall Score	Excellent 90 or more	Good 80 or more	Poor 0 or more

SEMESTER 1
ASSIGNMENT 02
DUE DATE: 6 April 2018
UNIQUE NUMBER: 868144
FULLY ONLINE ASSIGNMENT ON *myUNISA*

This assignment contributes 50% towards your semester mark.

Important information
The assignment consists of 15 online multiple choice questions.
This is a fully online assignment; meaning that in order to complete it you will need access to the internet. Your internet connection must be stable.
You can do the assignment on a computer, mobile phone or tablet.
You will have one opportunity to complete the assignment (no time limit) and the score will count towards your semester mark.
The assignment is only available in English.
The questions will be randomly drawn from a question bank so each student will receive a unique assignment.
The feedback for your unique set of questions will become available to you under the "Self Assessment" tab after the closing date for the assignment.

	Online instructions
Step 1	<ul style="list-style-type: none"> Visit the <i>myUnisa</i> website: https://my.unisa.ac.za Log on to <i>myUnisa</i> with your student number and password. (If you do not already have a <i>myUnisa</i> account, click on "Claim UNISA Login" and follow the instructions). Once logged into <i>myUnisa</i>, select the ECS3704-18-S1 site. On the left hand side you will see a tool bar, select "Self Assessments" 

Step 2	<ul style="list-style-type: none">Under “Take an Assessment” click on “Assignment 2”  <p>The screenshot shows the 'Self Assessments' page. The left sidebar contains a menu with items like Home, Welcome Message, Assignments, Announcements, Official Study Material, Additional Resources, Schedule, Discussion Forums, Prescribed Books, Course Contact, Self Assessments (highlighted), Site Info, Learning Units, and Questions and Answers. The main content area has an orange header 'Self Assessments' and a section 'Assessments' with a sub-section 'Take an Assessment'. Below this, a table lists available assessments. The first row, 'Assignment 3 (Fully Online Assignment)', is highlighted with a red box. Below the table is a section for 'Submitted Assessments'.</p> <table><tr><th>Title</th><th>Time Limit</th><th>Due Date/Time</th></tr><tr><td>Assignment 3 (Fully Online Assignment)</td><td>n/a</td><td>n/a</td></tr></table> <p>Submitted Assessments</p> <p>View All Submissions/Scores </p> <table><tr><th>Title</th><th>Statistics</th><th>Recorded Score</th><th>Feedback Available</th><th>Individual Score</th><th>Time</th><th>Sub</th></tr></table>	Title	Time Limit	Due Date/Time	Assignment 3 (Fully Online Assignment)	n/a	n/a	Title	Statistics	Recorded Score	Feedback Available	Individual Score	Time	Sub
Title	Time Limit	Due Date/Time												
Assignment 3 (Fully Online Assignment)	n/a	n/a												
Title	Statistics	Recorded Score	Feedback Available	Individual Score	Time	Sub								
Step 3	<ul style="list-style-type: none">When you are ready to do the assignment, select the “Begin Assessment” button.													

A copy of applicable diagrams will be placed under Additional Resources. You need this copy in case of a question on a specific diagram.

Best of luck with your assessment!

Please let us know if you experience any technical difficulties.

7.3.2 SECOND SEMESTER ASSIGNMENTS

SEMESTER 2
COMPULSORY ASSIGNMENT 01
DUE DATE: 24 August 2018
UNIQUE NUMBER: 887021

Assignment 01 is **COMPULSORY** and also makes a first contribution to your semester mark. **Remember:** To gain admission to the examination Assignment 01 must be submitted on or before the closing date.

Assignment 01 consists of one essay type question.

Breytenbach, Joubert and Rossouw (2016) explore the outcome of increasing fiscal resources and caution against a fiscal cliff, i.e. the fact that increasing government expenditure has become unsustainable. Discuss this viewpoint with the emphasis on the reasons for growth of government and thus the economic impact of rising government expenditure.

[20]

We allow a maximum amount of 300 words. You can submit your written assignment as a pdf or Word file on myUnisa, or you can submit a written or typed version on paper that is bound in an assignment cover supplied by Unisa. Make sure that your language usage is correct and that your assignment is clearly legible. Your marked assignment will be returned to you and the rubric below should serve as guide in doing the assignment.

Rubric Name: Essay Assignment Rubric

Criteria	Excellent 90 points	Good 60-80 points	Poor 50 points
Content/Information (60%)	The essay is objective and uses an in-depth analysis to address all of the issues referred to in the proposed topic. The information provided is relevant and pertinent to discuss these issues.	The essay is objective and for the most part addresses the main issues referred to in the proposed topic. The information provided is for the most part relevant and adequate to discuss these issues.	The essay is not sufficiently objective and does not fully address the issues referred in the proposed topic. The information provided is not relevant or inadequate to discuss these issues. The essay is for the most part off topic.

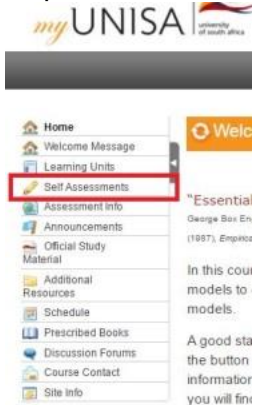
References and Use of References (10%)	All the references used are appropriate and are of good/scholarly quality. More than the minimum of scholarly resources are used and are all very effective.	Most of the references used are appropriate and are of good/scholarly quality. The minimum of scholarly resources is used and are for the most part effective.	Most of the references used are not appropriate, and/or are not of good/scholarly quality and/or are not effectively used. The minimum of scholarly resources is not reached, and/or they are not used effectively in the essay.
Quality of Writing (15%)	The essay is well written from start to finish, without spelling, grammatical or English usage errors. The essay is well organized, clear and presents ideas in a coherent and logical way.	The essay is for the most part well written, without spelling, grammatical or English usage errors. The essay is for the most part well organized, clear and presents ideas in a coherent and logical way.	The essay is not well written, and contains numerous spelling errors, and/or grammatical errors and/or English usage errors. The essay is poorly organized, lacks clarity and/or does not present ideas in a coherent and logical way.
Format/Layout (10%)	The essay closely follows all the requirements related to format and layout.	The essay follows most of the requirements related to format and layout.	The essay does not follow the requirements related to format and layout.
Originality (5%)	Very good	Good	Poor
Overall Score	Excellent 90 or more	Good 80 or more	Poor 0 or more

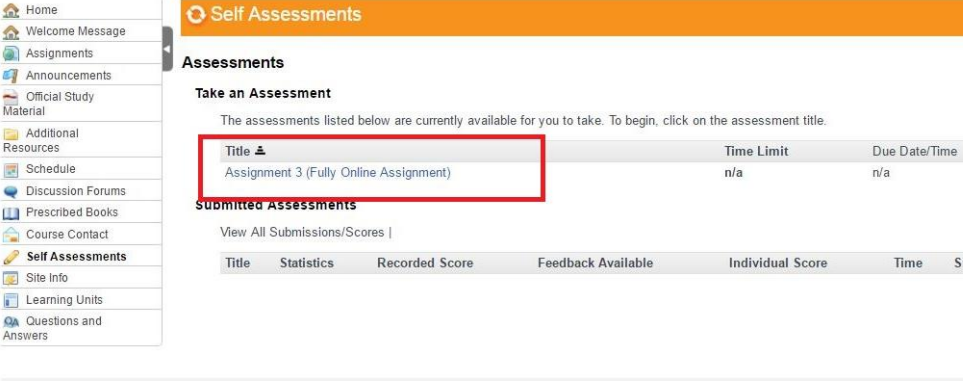
SEMESTER 2
ASSIGNMENT 02
DUE DATE: 28 September 2018
UNIQUE NUMBER: 846382
FULLY ONLINE ASSIGNMENT ON *myUNISA*

This assignment contributes 50% towards your semester mark.

Important information	
The assignment consists of 15 online multiple choice questions.	
This is a fully online assignment; meaning that in order to complete it you will need access to the internet. Your internet connection must be stable.	
You can do the assignment on a computer, mobile phone or tablet.	
You will have one opportunity to complete the assignment (no time limit) and the score will count towards your semester mark.	
The assignment is only available in English.	
The questions will be randomly drawn from a question bank so each student will receive a unique assignment.	
The feedback for your unique set of questions will become available to you under the "Self Assessment" tab after the closing date for the assignment.	

	Online instructions
Step 1	<ul style="list-style-type: none"> Visit the <i>myUnisa</i> website: https://my.unisa.ac.za

	<ul style="list-style-type: none"> Log on to <i>myUnisa</i> with your student number and password. (If you do not already have a <i>myUnisa</i> account, click on “Claim UNISA Login” and follow the instructions). Once logged into <i>myUnisa</i>, select the ECS3704-18-S2 site. On the left hand side you will see a tool bar, select “Self Assessments” 
--	---

Step 2	<ul style="list-style-type: none"> Under “Take an Assessment” click on “Assignment 2” 
Step 3	<ul style="list-style-type: none"> When you are ready to do the assignment, select the “Begin Assessment” button.

A copy of applicable diagrams will be placed under Additional Resources. You need this copy in case of a question on a specific diagram.

Best of luck with your assessment!

Please let us know if you experience any technical difficulties.

7.3.3 ADDITIONAL WRITTEN ASSIGNMENT 03 FOR SEMESTER 1 AND SEMESTER 2

Assignment 03 consists of three questions. This assignment is additional and therefore optional and does not count towards the semester mark. The questions are based on the contents of learning units **8 to 12 in the materials online** and the relevant chapters in Black, Calitz and Steenekamp. They are typical examination questions but need not necessarily feature in the examination.

- 3.1 'Subsidising a good, to lower its price and thereby benefit the poor, is economically inefficient.' Discuss this statement using a diagram. (Assume constant production costs.) [15]
- 3.2 'Selective taxes (on goods) cause an excess burden. However, there are implications for economic efficiency and government revenue if the tax rate is (for example) halved.' Discuss these statements with the aid of diagrams, the consumer surplus approach and by assuming a constant-cost supply. [20]
- 3.3 'National government should assist provincial governments in the provision of primary education by using an unconditional grant.' Do you agree? Illustrate your answer with a diagram. [15]

8 EXAMINATIONS

For general examination guidelines and examination preparation guidelines, please refer to the *my Studies @ Unisa* brochure.

8.1 Examination period

This module is offered in a semester period of approximately 15 weeks. This means that if you are registered for the first semester, you will write the examination in May/June 2018 and the supplementary examination will be written in October/November 2018. If you are registered for the second semester you will write the examination in October/November 2018 and the supplementary examination will be written in May/June 2018.

During the semester, the Examination Section will provide you with information regarding the examination in general, examination venues, examination dates and examination times.

8.2 Examination paper

The format of the examination paper is discussed in detail in Tutorial Letter 201 (which you will receive during the semester). The main features of the exam paper are briefly summarised below.

The expected structure of the examination papers for 2018 is as follows:

It is a two-hour paper and consists of two sections (A and B) making up a total of 100 marks.

In section A you must answer all the questions. Question 1 in Section A has 5 short questions (definitions, brief explanations) each counting 1 to 3 marks. Questions 2 and 3 in Section A each counts 15 marks. The total number of marks for this section is 40 marks.

In section B you must answer three out of five questions. Each question will count 20 marks. The total number of marks for this section is 60 marks.

Questions 2 and 3 in Section A, and most of the questions in Section B, will usually contain one sub-question each that requires the drawing and explanation of a diagram. The other (sub-) questions will require written (text) answers only, therefore the prescribed parts of the study guide and textbook that consist mainly or fully of text must also be studied properly.

A final mark (semester mark + examination mark, as explained under the Section 7.1: *How will this work in practice*), of 50% is required to pass this module.

Answering essay-type questions: This section is of particular importance, as most of the examination questions in this module are essay-type questions, or shorter versions thereof in subsections of questions.

Essay-type questions require a **discussion** of the relevant issues. This means that you have to **debate the issues**, **describe** concepts, **distinguish** (i.e. note advantages and disadvantages) and **give arguments** for and against. You should also be able to complete the assignment using only the study guide and the prescribed textbook. Typical elements of an academic essay (e.g. a table of contents, references, bibliography etc) are not required in the examination. In this module you at times have the opportunity to express your own opinion which may differ from that put forward in the prescribed study material. An important condition, however, is that such a view should be based on facts and proper analysis. You are therefore expected to adopt a **critical-analytical approach**.

8.3 Previous examination papers

Some previous examination papers are available to students on *myUnisa* under the “official study material”. Should you obtain previous examination papers from elsewhere, we advise you not to focus on such old papers only as the content of modules and, therefore, examination papers may change from time to time. To concentrate only on previous examination papers will not guarantee a pass. You must be able to answer questions on all the prescribed work and study outcomes.

8.4 Tutorial letter with information on the examination

To help you in your preparation for the examination, you will receive Tutorial Letter 201 that will explain the format of the examination paper, give you examples of specific questions and answers that you may expect and set out clearly what material you have to study for examination purposes.

9 OTHER ASSESSMENT METHODS

There are no other assessment methods for this module.

10 FREQUENTLY ASKED QUESTIONS

The *my Studies @ Unisa* brochure contains an A-Z guide of the most relevant study information.